

# CT UK High Income Trust PLC

Interim Report  
for the six months ended  
30 September 2022

Formerly BMO UK High Income Trust PLC

# Contents

## Overview

Company Overview	1
Financial Highlights for the six months	2
Summary of Performance	3

## Strategic Report

Chairman's Statement	4
Classification of Investments	8
Investment Portfolio	9

## Financial Report

Condensed Unaudited Statement of Comprehensive Income	12
Condensed Unaudited Statement of Financial Position	14
Condensed Unaudited Statement of Changes in Equity	15
Condensed Unaudited Cash Flow Statement	16
Notes to the Condensed Financial Statements (unaudited)	17
Statement of Principal Risks and Uncertainties	23
Statement of Directors' Responsibilities in Respect of the Interim Report	24

## Other Information

Alternative Performance Measures	25
Shareholder Information	28
How to Invest	29
Corporate Information	31



### Forward-looking statements

This Interim report may contain forward-looking statements with respect to the financial condition, results of operations and business of the Company. Such statements involve risk and uncertainty because they relate to future events and circumstances that could cause actual results to differ materially from those expressed or implied by forward-looking statements. The forward-looking statements are based on the Directors' current view and on information known to them at the date of this report. Nothing should be construed as a profit forecast.

# Company Overview

## Change of Name

With effect from 29 June 2022, the name of the Company was changed by resolution of the Board to CT UK High Income Trust PLC.

CT UK High Income Trust PLC (the "Company") is an investment trust and its shares are listed on the premium segment of the Official List of the Financial Conduct Authority and traded on the London Stock Exchange.

## Purpose

The purpose of the Company is to be a cost effective investment vehicle for investors seeking income and capital returns from a portfolio invested predominantly in UK equities.

## Investment Objective

The investment objective of the Company is to provide an attractive return to shareholders each year in the form of dividends and/or capital repayments, together with prospects for capital growth.

In pursuit of its objective, the Company invests predominantly in UK equities and equity-related securities of companies across the market capitalisation spectrum.

## Capital Structure

The Company has two classes of shares: Ordinary shares and B shares. The rights of each class are identical, save in respect of the right to participate in distributions of dividends and capital. The net asset value attributable to each class of shares is the same.

Only Ordinary shares are entitled to dividends paid by the Company. B shares, instead of receiving dividends, receive a capital repayment at the same time as, and in an amount equal to, each dividend paid on the Ordinary shares.

Shares may be held and traded within units, each unit comprises three Ordinary shares and one B share.

Visit our website at  
[ctukhighincome.co.uk](https://ctukhighincome.co.uk)

Company registration number SC314671

Legal Entity Identifier: 213800B7D5D7RVZZPV45

## Financial Highlights for the six months

### -11.8%

#### NAV total return<sup>(4)</sup>

Net asset value total return per share for the six months was -11.8%, compared to the Benchmark<sup>(2)</sup> total return of -8.3%

### -9.1%

#### Ordinary share price total return<sup>(4)</sup>

Ordinary share price total return for the six months was -9.1% compared to the Benchmark<sup>(2)</sup> total return of -8.3%

### -5.0%

#### B share price total return<sup>(4)</sup>

B share price total return for the six months was -5.0% compared to the Benchmark<sup>(2)</sup> total return of -8.3%

### 7.1%

#### Yield<sup>(4)</sup> on Ordinary Shares

Distribution yield of 7.1% on Ordinary shares at 30 September 2022, compared to the yield on the FTSE All-Share Index of 3.8%

### 6.7%

#### Yield<sup>(4)</sup> on B Shares

Distribution yield of 6.7% on B shares at 30 September 2022 compared to the yield on the FTSE All-Share Index of 3.8%

<sup>(4)</sup> Total return and yield – See Alternative Performance Measures on pages 26 and 27.

<sup>(2)</sup> Benchmark – From launch on 1 March 2007, the Company's benchmark index was the FTSE All-Share Capped 5% Index. Following shareholder approval at the Company's AGM on 5 July 2018, the benchmark was changed to the FTSE All-Share Index.

Investors are reminded that the value of investments and any income from them may go down as well as up and they may not receive back the full amount invested. Tax benefits may vary as a result of statutory changes and their value will depend on individual circumstances.

## Summary of Performance

	Six months to 30 September 2022	Year to 31 March 2022
<b>Total Return<sup>(4)</sup></b>		
Net asset value per Ordinary share, B share and unit <sup>(3)</sup>	<b>-11.8%</b>	+1.9%
Ordinary share price	<b>-9.1%</b>	+0.6%
B share price	<b>-5.0%</b>	+1.6%
Unit price <sup>(3)</sup>	<b>-5.2%</b>	-2.6%
Benchmark <sup>(2)</sup>	<b>-8.3%</b>	+13.0%

	30 September 2022	31 March 2022	% Change
<b>Distributions</b>			
Yield <sup>(4)</sup> – Ordinary shares	<b>7.1%</b>	6.3%	
Yield <sup>(4)</sup> – B shares	<b>6.7%</b>	6.2%	
<b>Capital</b>			
Net assets	<b>£95.1m</b>	£111.2m	-14.5
Net asset value per Ordinary share and B share	<b>82.16p</b>	95.97p	-14.4
Net asset value per unit <sup>(3)</sup>	<b>328.64p</b>	383.88p	-14.4
FTSE All-Share Index	<b>3,763.48</b>	4,187.78	-10.1
<b>Discount<sup>(4)</sup></b>			
Ordinary shares	<b>-6.9%</b>	-9.3%	
B shares	<b>-1.4%</b>	-8.3%	
Units <sup>(3)</sup>	<b>-6.3%</b>	-12.5%	
<b>(Net cash)/gearing<sup>(4)</sup></b>			
(Net cash)/gearing	<b>-0.5%</b>	0.1%	

<sup>(4)</sup> Total return, yield, discount and (net cash)/gearing – see Alternative Performance Measures on pages 25 to 27.

<sup>(2)</sup> Benchmark – see definition on page 2.

<sup>(3)</sup> A unit consists of three Ordinary shares and one B share.

Sources: Columbia Threadneedle Investments and Refinitiv Eikon

# Chairman's Statement



**“With the yield on the Ordinary shares and B shares currently at 6.6% and 6.5% respectively, the Company offers the prospects of an attractive total return over the medium term”**

Andrew Watkins, Chairman

## Investment performance

For the six months to 30 September 2022 the net asset value (“NAV”) total return for both the Ordinary shares and B shares was -11.8%, while the equivalent total return for the FTSE All-Share Index (the benchmark) was -8.3%.

The market backdrop has been very challenging given the war in Ukraine and the knock-on impact of rising energy prices driving higher inflation. The Bank of England had been slow to react to the much-heralded rise in inflation earlier in the year but is now responding with unprecedented rate rises as it seeks to slow inflation and begin the downward trend towards the guided 2% range. Markets seemed to have calmed since Rishi Sunak took office and the effect of the Autumn Statement has been to restore stability and confidence in the UK market.

Philip Webster, our Portfolio Manager (the “Manager”), is using this opportunity, one he believes is the first since he assumed management of the investment portfolio in 2017, to buy into quality business models at significantly more attractive valuations. He feels we have entered a new phase for markets, especially in the UK mid-cap space, where there is quality on offer at depressed multiples. While the NAV total return for the Company's shares has underperformed the benchmark in the six months to 30 September 2022, we are encouraged by our discussions with the Manager and his conviction that the investment portfolio is in a better position today than at any time under his tenure.

The Manager has compelling sector-specific views which, in this current environment, have created a headwind to performance. The strong performance of some of the market behemoths, such as BP, Shell and AstraZeneca (to which the investment portfolio has no exposure) have been a sustained challenge to relative performance over most of the last twelve months. While there are many commentators that believe the oil price will remain high and that these are quality business models, he begs to differ. In the Manager's view, when the market rotates towards a “risk-on” mindset, these defensive assets will underperform. Approximately a third of the Company's investment portfolio is in UK mid-cap companies, where the Manager feels better able to find higher quality names at depressed valuations. The higher domestic concentration of earnings has seen the FTSE 250 index fall 17% on a total return basis over the interim period, nearly twice the fall of the wider FTSE All-Share Index. This performance differential has provided the opportunity to initiate new positions in Hargreaves Lansdown, Rotorc and following the period end, One Savings Bank. These are the sort of businesses that the Manager has been patiently following until valuations better reflected their earnings.

The Manager has also been active with some of the Company's smaller investment holdings. Positions in Prudential, Jupiter, Haleon and Just Eat Takeaway.com have been exited – moves triggered by a pragmatic approach to capital allocation that balances growth potential with our aim of returning to a covered dividend. Aside from Jupiter, these

investments all had a sub-market yield. He has also reduced some of the top performers; Compass Group, Beazley and Deutsche Boerse, where yields have contracted. Positions in the higher yielding Intermediate Capital, Rio Tinto, Phoenix Group and Berkeley Group have been increased on weakness. There is a balancing act to be struck here and given the Manager's comfort in valuations and the quality available, he has begun the process of adding gearing back into the portfolio.

## Share price performance

Over the period there was a welcome narrowing of the discount to NAV at which the Company's shares traded. For the Ordinary shares, the discount closed from -9.3% at 31 March 2022 to -6.9% at 30 September 2022. Consequently, the share price total return for the Ordinary shares for the period was -9.1%. The B shares were trading at a discount to NAV of -8.3% at 31 March 2022 but this closed to a discount to NAV of -1.4% at the period end, thus generating a share price total return for the B shares of -5.0% for the period under review.

Over several years your Board and Investment Manager have been working hard to increase the awareness of the Company, particularly among self-directed investors and we are pleased to see the ownership of the Company's shares by these groups continuing to increase on a consistent basis, be that through the Columbia Threadneedle Savings plans or direct purchases by investors via the well-known trading platforms.

During the period, 100,000 Ordinary shares were bought back for treasury at an average discount of -10.3% to the prevailing NAV. No B shares were bought back in the period under review.

## Earnings, dividends and capital repayments

In the period under review your Company's revenue earnings per share has fallen by 10.9% from 2.21p per share to 1.97p per share in comparison to the six months to 30 September 2021.

The decline in the revenue earnings has been driven by two factors. The first, and most significant, is a reduction in the level of the Company's gearing. The second impact was the one-off benefit we received from two large special dividends from Rio Tinto and Berkeley Group in September 2021, which we are not forecasting for this year.

At the interim results stage in 2021 we had drawn down most of our available borrowing facilities as we sought to benefit from the post-pandemic recovery in equities. While this was the correct strategy at that time, the backdrop shifted dramatically towards the end of 2021 as we entered the beginning of an interest rate tightening cycle, exacerbated by surging inflation. The Board and Manager, therefore, felt it was prudent to unwind the gearing, reducing it to around 1-2%. Strategically, we believe we made the right decision to be more cautious as markets sold off but were aware that we had to reduce revenue to protect capital.

We still have work to do in making up the shortfall in revenue but feel more confident allocating capital post the pullback. Valuations in the UK domestic mid-cap space look very compelling, even if the outlook is somewhat uncertain as we enter 2023. We will continue to add gearing, seeking to be opportunistic around stock-specific weakness. The Manager has also sought to mitigate the worst of the earnings risk through buying quality business models with high levels of dividend cover and robust balance sheets.

## Chairman's Statement (continued)

Your Board was again pleased to increase dividends and capital repayments to shareholders in the year to 31 March 2022, made possible by the use of revenue reserves that your Company has consistently built up over the years. One of the benefits of the Investment Trust structure is the ability to create and use revenue reserves to help smooth the level of dividend payments to shareholders over the longer term. The past three years have shown how effectively this structure can work. However, I wish to emphasise to shareholders that it is a key objective of the Board and Manager to rebuild revenue reserves and return to a covered dividend as soon as practicable.

In the absence of unforeseen circumstances, it is the Board's current intention that the aggregate dividend and capital repayment for the current financial year to 31 March 2023 will be at least 5.45p per Ordinary share and B share respectively. Three quarterly interim dividends and capital repayments have so far been declared, each of 1.32p per share.

At 30 September 2022 the distribution yields on the Ordinary shares (7.1%) and B shares (6.7%) were both significantly greater than the benchmark index yield (3.8%).

### Borrowing

At the end of September, the Company refinanced its borrowings and entered into a three-year unsecured revolving credit facility ("RCF") with The Royal Bank of Scotland International Limited for £15 million. This replaced the Company's £7.5 million RCF with Scotiabank (Ireland) Designated Activity Company and its £7.5 million unsecured term loan with Scotiabank Europe plc, both of which matured on 28 September 2022.

It is believed that the RCF will provide suitable flexibility for the Board and Manager to utilise borrowing when investment opportunities arise or, conversely, reduce borrowing dependent on market

conditions and outlook. At the time of writing, borrowings total 3.7% of total assets.

### Board changes

Following the Annual General Meeting on 20 July 2022, the Chairman, John Evans, retired from the Board. John was a non-executive director of your Company for nine years, of which three were as Chairman, during which time he acted in the best interests of shareholders and with the utmost integrity at all times. I would like to offer John my personal thanks for his exceptional contribution and commitment to the Company throughout this time. From the same date, I became Chairman of the Company.

Following the period end, we were delighted to welcome a new non-executive Director to the Board. Angus Pottinger was appointed with effect from 24 November 2022. Angus has worked in financial services for over 35 years, including most recently 22 years in Invesco's investment trust team, where he was Head of Investment Company Services, specifically in charge of accounting, company secretarial and administration functions. He has a wealth of relevant experience that will complement the Board's current skill set.

### Investment Manager and Name Change

As previously reported, on 8 November 2021, Columbia Threadneedle Investments, part of Ameriprise Financial acquired BMO's EMEA asset management business ('BMO GAM (EMEA)'), which included your Company's Investment Manager ('BMO Investment Business Limited').

As explained in our Annual Report, preparation was underway for the BMO GAM (EMEA) business to be rebranded as Columbia Threadneedle Investments and this was completed towards the start of July 2022. As part of this process, the Company's Investment Manager was renamed Columbia Threadneedle Investment Business Limited.

As many of the Company's shareholders invest through the Investment Manager's savings plans and as its brand was changing to Columbia Threadneedle Investments, the Board resolved that continuing to align with the brand of the Investment Manager and the savings plans would avoid unnecessary confusion and ensure the Company maximised the benefits of the broader Columbia Threadneedle Investments brand and marketing.

On 29 June 2022 the Company therefore announced that it had changed its name to CT UK High Income Trust PLC with immediate effect. The Company's website address was also amended to ctukhighincome.co.uk and its trading instrument display mnemonics ("TIDM") changed to CHI, CHIB and CHIU for the Company's Ordinary shares, B shares and Units respectively.

There has been no change to the personnel running the activities of your Company in terms of both portfolio management and administration.

### Outlook

There is no doubt that we are facing a combination of economic and political challenges which makes any forward-looking statements precarious. It is probably fair to say that, at the very least, the medium-term outlook is wholly dependent on an early resolution to the war in Ukraine.

The consumer is being squeezed from all angles due to global inflation, supply line shortages and rising prices and there is no simple answer. The Government support packages will help on energy prices, but with the Bank of England anxious to make up lost ground in the fight against inflation, interest rates are likely to continue to rise into 2023. This picture makes it very hard to gauge whether we get a soft or hard landing, and whether company earnings' expectations for 2023 have bottomed, or whether we have more downgrades to come.

Being a Manager responsible for investors' money is not for the faint hearted. The last three years have been difficult to navigate but your Board and Manager remain confident that the investment portfolio is in a very strong position once the outlook improves, given the quality companies it holds. As already mentioned, the Manager believes this isn't the right time to be seeking out defensive mega-caps and the Board wholly supports his desire to manage a diversified portfolio which offers differentiation from the benchmark index.

As ever, thank you for being a shareholder in CT UK High Income Trust PLC. Philip Webster remains dedicated to the task of delivering positive returns of capital and income for all shareholders and, with the yield on the Ordinary shares and B shares currently at 6.6% and 6.5% respectively, the Company offers the prospects of an attractive total return over the medium term.

**Andrew Watkins**  
Chairman

2 December 2022

# Classification of Investments

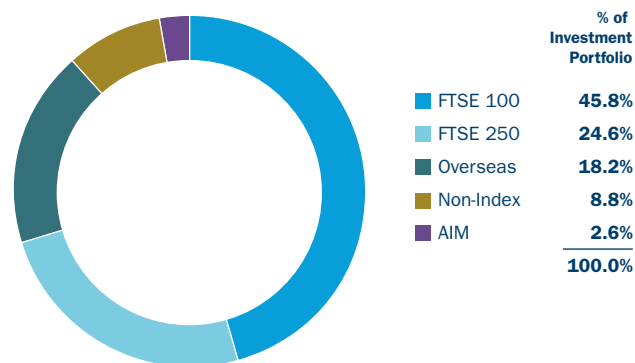
At 30 September 2022

The following table shows, at 30 September 2022, the percentage weightings by sector of the investment portfolio in comparison to the FTSE All-Share Index.

## Investment Portfolio by Sector

Sector	2022 % Total Investments	2022 % FTSE All-Share Index
Consumer Discretionary	27.2	10.1
Financials	23.6	22.1
Consumer Staples	19.8	16.8
Industrials	11.8	10.6
Basic Materials	5.5	8.2
Healthcare	4.7	11.1
Technology	4.0	1.3
Real Estate	3.4	2.7
Utilities	–	3.4
Energy	–	11.9
Telecommunications	–	1.8
<b>Total</b>	<b>100.0</b>	<b>100.0</b>

## Investment Portfolio by Index as at 30 September 2022



Source: Columbia Threadneedle Investments

# Investment Portfolio

At 30 September 2022

Company	Market Value 30 September 2022 £'000	% of Total Investments
<b>British American Tobacco (Consumer Staples – Tobacco)</b> British American Tobacco is involved in the manufacture, marketing and selling of cigarettes and other tobacco products. It is also at the forefront of developing alternatives to traditional tobacco products.	8,368	8.8
<b>Compass Group (Consumer Discretionary – Consumer Services)</b> Compass Group is a multinational contract foodservice company.	5,263	5.6
<b>Rio Tinto (Basic Materials – Industrial Metals And Mining)</b> Rio Tinto is a diversified international mining company.	5,174	5.5
<b>RELX (Consumer Discretionary – Media)</b> RELX is a multinational information and analytics company.	4,424	4.7
<b>GSK (Health Care – Pharmaceuticals &amp; Biotechnology)</b> GSK is a global manufacturer and marketer of pharmaceutical products.	4,409	4.6
<b>Berkeley Group (Consumer Discretionary – Household Goods &amp; Home Construction)</b> Berkeley Group is a British property developer and house-builder.	4,355	4.6
<b>Close Brothers Group (Financials – Bank)</b> Close Brothers Group is a niche UK merchant banking group providing lending, wealth management services and securities trading.	4,197	4.4
<b>Compagnie Financiere Richemont (Consumer Discretionary – Personal Goods)</b> Cie Financiere Richmont is a luxury goods group.	4,048	4.3
<b>Diageo (Consumer Staples – Beverages)</b> Diageo is a global leader in beverage alcohol with iconic brands in spirits, beer and wine.	3,655	3.9
<b>Kerry Group (Consumer Staples – Food Producers)</b> Kerry Group engages in the manufacturing and distribution of food and beverages.	3,442	3.6
<b>Ten largest investments</b>	<b>47,335</b>	<b>50.0</b>

## Investment Portfolio (continued)

At 30 September 2022

Company	Sector – Sub Sector	Market Value 30 September 2022 £'000	% of Total Investments
Beazley	Financials – Non-life Insurance	3,435	3.6
Cairn Homes	Consumer Discretionary – Household Goods & Home Construction	3,376	3.6
Deutsche Boerse	Financials – Investment Banking & Brokerage Services	3,286	3.5
Experian	Industrials - Industrial Support Services	3,250	3.4
Imperial Brands	Consumer Staples – Tobacco	3,244	3.4
ASML Holding	Technology – Technology Hardware & Equipment	3,025	3.2
Phoenix Group	Financials – Life Insurance	2,699	2.9
Burford Capital	Financials – Finance And Credit Services	2,436	2.6
Intermediate Capital	Financials – Investment Banking & Brokerage Services	2,272	2.4
Hargreaves Lansdown	Financials – Investment Banking & Brokerage Services	2,208	2.3
<b>Twenty largest investments</b>		<b>76,566</b>	<b>80.9</b>
SGS	Industrials – Industrial Support Services	2,052	2.2
Schneider Electric	Industrials – Electronic & Electrical Equipment	2,048	2.2
Vistry Group	Consumer Discretionary – Household Goods & Home Construction	1,890	2.0
Legal & General Group	Financials – Life Insurance	1,717	1.8
Melrose Industries	Industrials – General Industrials	1,656	1.8
Neinor Homes	Real Estate – Real Estate Investment & Services	1,639	1.7
Londonmetric Property	Real Estate – Real Estate Investments Trust	1,595	1.7
Rotork	Industrials – Electronic & Electrical Equipment	1,563	1.7
Delivery Hero	Consumer Discretionary – Consumer Services	1,092	1.1
Wizz Air Holdings	Consumer Discretionary – Travel & Leisure	848	0.8
<b>Thirty largest investments</b>		<b>92,666</b>	<b>97.9</b>

Company	Sector – Sub Sector	Market Value 30 September 2022 £'000	% of Total Investments
Just Eat Takeaway.com	Technology – Software & Computer Services	694	0.7
THG	Consumer Staples – Personal Care, Drug & Grocery Stores	613	0.7
Asos	Consumer Discretionary – Retailers	397	0.4
Investors Securities Company Limited	N/A (subsidiary undertaking)	250	0.3
<b>Total investments</b>		<b>94,620</b>	<b>100.0</b>

# Condensed Unaudited Statement of Comprehensive Income

Notes	Six months to 30 September 2022			
	Revenue £'000	Capital £'000	Total £'000	
	(Losses)/gains on investments held at fair value	-	(14,679)	(14,679)
	Exchange gains/(losses)	2	(2)	-
2	Income	2,680	-	2,680
3	Investment management fee	(91)	(211)	(302)
	Other expenses	(238)	-	(238)
	<b>Profit/(loss) before finance costs and taxation</b>	<b>2,353</b>	<b>(14,892)</b>	<b>(12,539)</b>
	<b>Net finance costs</b>			
	Interest on bank loans	(33)	(76)	(109)
	Total finance costs	(33)	(76)	(109)
	<b>Profit/(loss) before tax</b>	<b>2,320</b>	<b>(14,968)</b>	<b>(12,648)</b>
4	Tax on ordinary activities	(34)	-	(34)
	<b>Profit/(loss) for the period</b>	<b>2,286</b>	<b>(14,968)</b>	<b>(12,682)</b>
	<b>Total comprehensive income for the period</b>	<b>2,286</b>	<b>(14,968)</b>	<b>(12,682)</b>
5	Earnings per share	1.97p	(12.91)p	(10.94)p

The total column of this statement represents the Company's Income Statement and Statement of Comprehensive Income, prepared in accordance with UK-adopted International Accounting Standards. The supplementary revenue return and capital return columns are both prepared under guidance published by the Association of Investment Companies.

All revenue and capital items in the above statement derive from continuing operations.

All of the profit and comprehensive income for the period is attributable to the owners of the Company.

Six months to 30 September 2021			Year to 31 March 2022*		
Revenue £'000	Capital £'000	Total £'000	Revenue £'000	Capital £'000	Total £'000
-	2,850	2,850	-	(1,087)	(1,087)
-	1	1	-	5	5
2,993	-	2,993	5,013	-	5,013
(117)	(272)	(389)	(227)	(529)	(756)
(247)	-	(247)	(506)	-	(506)
2,629	2,579	5,208	4,280	(1,611)	2,669
(41)	(95)	(136)	(78)	(183)	(261)
(41)	(95)	(136)	(78)	(183)	(261)
2,588	2,484	5,072	4,202	(1,794)	2,408
(23)	-	(23)	(24)	-	(24)
2,565	2,484	5,049	4,178	(1,794)	2,384
2,565	2,484	5,049	4,178	(1,794)	2,384
2.21p	2.15p	4.36p	3.61p	(1.55)p	2.06p

\*these figures are audited.



# Condensed Unaudited Statement of Financial Position

Notes	As at 30 September 2022 £'000	As at 30 September 2021 £'000	As at 31 March 2022* £'000	
<b>Non-current assets</b>				
9	Investments held at fair value through profit or loss	94,620	127,861	111,362
		94,620	127,861	111,362
<b>Current assets</b>				
	Receivables	3,425	562	3,210
	Cash and cash equivalents	5,090	1,999	4,686
		8,515	2,561	7,896
	<b>Total assets</b>	<b>103,135</b>	130,422	119,258
<b>Current liabilities</b>				
	Payables	(506)	(518)	(543)
10	Bank loans	(7,500)	(13,000)	(7,500)
	<b>Total liabilities</b>	<b>(8,006)</b>	(13,518)	(8,043)
	<b>Net assets</b>	<b>95,129</b>	116,904	111,215
<b>Capital and reserves</b>				
11	Share capital	134	134	134
	Share premium	153	153	153
	Capital redemption reserve	5	5	5
	Buy back reserve	80,315	80,394	80,394
	Special capital reserve	10,823	12,505	11,704
	Capital reserves	(370)	18,876	14,598
	Revenue reserve	4,069	4,837	4,227
	<b>Equity shareholders' funds</b>	<b>95,129</b>	116,904	111,215
12	<b>Net asset value per Ordinary share</b>	<b>82.16p</b>	100.88p	95.97p
12	<b>Net asset value per B share</b>	<b>82.16p</b>	100.88p	95.97p

Approved by the Board, and authorised for issue, on 2 December 2022 and signed on its behalf by:

**Andrew Watkins**  
Chairman

\*these figures are audited.

# Condensed Unaudited Statement of Changes in Equity

## For the six months to 30 September 2022

Notes	Share Capital £'000	Share Premium £'000	Capital Redemption Reserve £'000	Buy back Reserve £'000	Special Capital Reserve £'000	Capital Reserves £'000	Revenue Reserve £'000	Total £'000	
	Balance as at 1 April 2022	134	153	5	80,394	11,704	14,598	4,227	111,215
	(Loss)/profit for the period	-	-	-	-	(14,968)	2,286	(12,682)	
	Shares bought back for treasury	-	-	-	(79)	-	-	-	(79)
8	Dividends paid on Ordinary shares	-	-	-	-	-	(2,444)	(2,444)	
8	Capital returns paid on B shares	-	-	-	-	(881)	-	-	(881)
	<b>Balance as at 30 September 2022</b>	<b>134</b>	<b>153</b>	<b>5</b>	<b>80,315</b>	<b>10,823</b>	<b>(370)</b>	<b>4,069</b>	<b>95,129</b>

## For the six months to 30 September 2021

Notes	Share Capital £'000	Share Premium £'000	Capital Redemption Reserve £'000	Buy back Reserve £'000	Special Capital Reserve £'000	Capital Reserves £'000	Revenue Reserve £'000	Total £'000	
	Balance as at 1 April 2021	134	153	5	80,394	13,340	16,392	4,589	115,007
	Profit for the period	-	-	-	-	-	2,484	2,565	5,049
8	Dividends paid on Ordinary shares	-	-	-	-	-	-	(2,317)	(2,317)
8	Capital returns paid on B shares	-	-	-	-	(835)	-	-	(835)
	<b>Balance as at 30 September 2021</b>	<b>134</b>	<b>153</b>	<b>5</b>	<b>80,394</b>	<b>12,505</b>	<b>18,876</b>	<b>4,837</b>	<b>116,904</b>

## For the year to 31 March 2022\*

Notes	Share Capital £'000	Share Premium £'000	Capital Redemption Reserve £'000	Buy back Reserve £'000	Special Capital Reserve £'000	Capital Reserves £'000	Revenue Reserve £'000	Total £'000	
	Balance as at 1 April 2021	134	153	5	80,394	13,340	16,392	4,589	115,007
	(Loss)/profit for the year	-	-	-	-	-	(1,794)	4,178	2,384
8	Dividends paid on Ordinary shares	-	-	-	-	-	-	(4,540)	(4,540)
8	Capital returns paid on B shares	-	-	-	-	(1,636)	-	-	(1,636)
	<b>Balance as at 31 March 2022</b>	<b>134</b>	<b>153</b>	<b>5</b>	<b>80,394</b>	<b>11,704</b>	<b>14,598</b>	<b>4,227</b>	<b>111,215</b>

\*these figures are audited.

# Condensed Unaudited Cash Flow Statement

	Six months to 30 September 2022 £'000	Six months to 30 September 2021 £'000	Year to 31 March 2022* £'000
<b>Cash flows from operating activities</b>			
(Loss)/profit before tax	(12,648)	5,072	2,408
Adjustments for:			
Losses/(gains) on investments held at fair value through profit or loss	14,679	(2,850)	1,087
Exchange gains	-	(1)	(5)
Interest income	(29)	-	(5)
Interest received	29	-	5
Dividend income	(2,651)	(2,993)	(5,008)
Dividend income received	3,122	3,444	4,935
Decrease/(increase) in receivables	8	2	(5)
(Decrease)/increase in payables	(38)	(23)	2
Finance costs	109	136	261
Overseas tax suffered	(43)	(52)	(49)
<b>Cash flows from operating activities</b>	<b>2,538</b>	<b>2,735</b>	<b>3,626</b>
<b>Cash flows from investing activities</b>			
Purchases of investments	(22,001)	(5,675)	(10,594)
Sales of investments	23,406	3,913	19,264
<b>Cash flows from investing activities</b>	<b>1,405</b>	<b>(1,762)</b>	<b>8,670</b>
<b>Cash flows from financing activities</b>			
Dividends paid on Ordinary shares	(2,444)	(2,317)	(4,540)
Capital returns paid on B shares	(881)	(835)	(1,636)
Interest on bank loans	(135)	(133)	(249)
Shares purchased for treasury	(79)	-	-
(Repayment)/drawdown of Scotiabank loan	(7,500)	2,000	(3,500)
Drawdown of RBS loan	7,500	-	-
<b>Cash flows from financing activities</b>	<b>(3,539)</b>	<b>(1,285)</b>	<b>(9,925)</b>
<b>Net increase/(decrease) in cash and cash equivalents</b>	<b>404</b>	<b>(312)</b>	<b>2,371</b>
Effect of movement in foreign exchange	-	1	5
Opening net cash and cash equivalents	4,686	2,310	2,310
<b>Closing cash and cash equivalents</b>	<b>5,090</b>	<b>1,999</b>	<b>4,686</b>

\*these figures are audited.

# Notes to the Condensed Financial Statements (unaudited)

## 1. Accounting Policies

The condensed unaudited financial statements have been prepared on a going concern basis and in accordance with UK-adopted International Accounting Standard 34 "Interim Financial Reporting" and the accounting policies set out in the statutory financial statements of the Company for the year ended 31 March 2022. The condensed financial statements do not include all of the information required for full annual financial statements and should be read in conjunction with the financial statements of the Company for the year ended 31 March 2022, which were prepared under UK-adopted International Accounting Standards.

## 2. Income

	30 September 2022 £'000	30 September 2021 £'000	31 March 2022 £'000
Income comprises:			
UK dividend income	1,830	2,147	3,920
UK dividend income - special dividends	-	601	656
Overseas dividend income	776	179	305
Property income distributions	45	66	127
	<b>2,651</b>	<b>2,993</b>	<b>5,008</b>
<b>Other income</b>			
Interest on cash and cash equivalents	29	-	5
	<b>2,680</b>	<b>2,993</b>	<b>5,013</b>

- With effect from 1 April 2022, the Company's investment manager Columbia Threadneedle Investment Business Limited (formerly BMO Investment Business Limited) receives an investment management fee of 0.60 per cent per annum of the net asset value of the Company payable quarterly in arrears. Prior to 1 April 2022, the investment management fee was 0.65 per cent per annum of the Company's net asset value.
- The taxation charge for the period represents withholding tax suffered on overseas dividend income.
- The earnings per share are based on the net profit/(loss) for the period and on 115,873,753 shares (period to 30 September 2021 - 115,881,403; year to 31 March 2022 - 115,881,403), being the weighted average number of shares in issue during the period.
- Earnings for the six months to 30 September 2022 should not be taken as a guide to the results of the full year.
- The Board has considered the requirements of IFRS 8 'Operating Segments'. The Board is of the view that the Company is engaged in a single segment of business, of investing in equity securities, and that therefore the Company has only a single operating segment. The Board of Directors, as a whole, has been identified as constituting the chief operating decision maker of the Company. The key measure of performance used by the Board to assess the Company's performance is the total return on the Company's net asset value as calculated under UK-adopted International Accounting Standards and therefore no reconciliation is required between the measure of profit or loss used by the Board and that contained in the condensed financial statements.

# Notes to the Condensed Financial Statements (unaudited) (continued)

## 8. Dividends and capital repayments

	Payment date	Six months to 30 September 2022 £'000	Six months to 30 September 2021 £'000	Year to 31 March 2022 £'000
<b>In respect of the previous period:</b>				
Fourth interim dividend at 1.55p (2021: 1.43p) per Ordinary share	6-May-22	1,320	1,218	1,218
Fourth capital repayment at 1.55p (2021: 1.43p) per B share	6-May-22	476	439	439
<b>In respect of the period under review:</b>				
First interim dividend at 1.32p (2022: 1.29p) per Ordinary share	5-Aug-22	1,124	1,099	1,099
First capital repayment at 1.32p (2022: 1.29p) per B share	5-Aug-22	405	396	396
Second interim dividend (2022: 1.29p) per Ordinary share		-	-	1,099
Second capital repayment (2022: 1.29p) per B share		-	-	396
Third interim dividend (2022: 1.32p) per Ordinary share		-	-	1,124
Third capital repayment (2022: 1.32p) per B share		-	-	405
		<b>3,325</b>	<b>3,152</b>	<b>6,176</b>

A second interim dividend for the year to 31 March 2023, of 1.32p per Ordinary share, was paid on 4 November 2022 to Ordinary shareholders on the register on 7 October 2022.

A second quarter capital repayment of 1.32p per B share was paid on 4 November 2022 to B shareholders on the register on 7 October 2022.

Although these payments relate to the period ended 30 September 2022, under UK-adopted International Accounting Standards they will be accounted for in the six months to 31 March 2023, being the period during which they are paid.

## 9. Investments held at fair value through profit or loss

	Listed/ Quoted (Level 1) £'000	Subsidiary/ Unlisted (Level 3) £'000	Total £'000
Cost brought forward	104,515	250	104,765
Gains brought forward	6,597	-	6,597
Fair value of investments at 31 March 2022	111,112	250	111,362
Movement in the period:			
Purchases at cost	22,001	-	22,001
Sales proceeds	(24,064)	-	(24,064)
Gains on investments sold in the period	1,375	-	1,375
Losses on investments held at 30 September 2022	(16,054)	-	(16,054)
<b>Fair value of investments at 30 September 2022</b>	<b>94,370</b>	<b>250</b>	<b>94,620</b>
Cost at 30 September 2022	103,827	250	104,077
Losses at 30 September 2022	(9,457)	-	(9,457)
<b>Fair value of investments at 30 September 2022</b>	<b>94,370</b>	<b>250</b>	<b>94,620</b>

Accounting standards recognise a hierarchy of fair value measurements for financial instruments which gives the highest priority to unadjusted quoted prices in active markets for identical assets or liabilities (Level 1) and the lowest priority to unobservable inputs (Level 3). The classification of financial instruments depends on the lowest significant applicable input, as follows:

- Level 1 – quoted (unadjusted) prices in active markets for identical assets or liabilities.
- Level 2 – other techniques for which all inputs that have a significant effect on the recorded fair value are observable, either directly or indirectly. The Company held no such instruments during the period under review.
- Level 3 – techniques that use inputs that have a significant effect on the recorded fair value that are not based on observable market data. The Company's investment in its subsidiary undertaking, Investors Securities Company Limited, is included in level 3 and is valued at its equity value.

There were no transfers between levels of the fair value hierarchy during the six months ended 30 September 2022.

# Notes to the Condensed Financial Statements (unaudited) (continued)

## 10. Bank loans

Until 28 September 2022, the Company had a £7.5 million unsecured term loan from Scotiabank Europe plc at a fixed interest rate of 2.58 per cent per annum (30 September 2021 – £7.5 million; 31 March 2022 – £7.5 million). It also had a £7.5 million unsecured multicurrency revolving credit facility ('RCF') with Scotiabank (Ireland) Designated Activity Company. On 28 September 2022 both loan facilities matured and the £7.5 million unsecured term loan was repaid to Scotiabank Europe plc. At that time, £nil was drawn down under the RCF (30 September 2021 – £5.5 million; 31 March 2022 – £nil).

On 28 September 2022, the Company entered into a three-year unsecured revolving credit facility ("RCF") with The Royal Bank of Scotland International Limited for £15 million of which £7.5 million was immediately drawn down and remained drawn down at 30 September 2022.

## 11. Share capital

### Allotted, issued and fully paid

	Listed		Held in Treasury		In Issue	
	Number	£	Number	£	Number	£
<b>Ordinary Shares of 0.1p each</b>						
Balance at 1 April 2022	102,067,144	102,067	(16,894,491)	(16,894)	85,172,653	85,173
Repurchased to be held in treasury	-	-	(100,000)	(100)	(100,000)	(100)
Balance at 30 September 2022	102,067,144	102,067	(16,994,491)	(16,994)	85,072,653	85,073
<b>B Shares of 0.1p each</b>						
Balance at 1 April 2022	32,076,703	32,077	(1,367,953)	(1,368)	30,708,750	30,709
Balance at 30 September 2022	32,076,703	32,077	(1,367,953)	(1,368)	30,708,750	30,709
<b>Total at 30 September 2022</b>	<b>134,143,847</b>	<b>134,144</b>	<b>(18,362,444)</b>	<b>(18,362)</b>	<b>115,781,403</b>	<b>115,782</b>

During the period the Company bought back 100,000 Ordinary shares at a cost of £79,000 and bought back nil B shares to hold in treasury (period to 30 September 2021 – nil Ordinary shares and nil B shares; year to 31 March 2022 – nil Ordinary shares and nil B shares).

At 30 September 2022 the Company held 16,994,491 Ordinary shares and 1,367,953 B shares in treasury (30 September 2021 – 16,894,491 Ordinary shares and 1,367,953 B shares; 31 March 2022 – 16,894,491 Ordinary shares and 1,367,953 B shares).

12. The net asset value per share is based on shareholders' funds at the period end and on 85,072,653 Ordinary shares and 30,708,750 B shares, being the number of shares in issue at the period end (30 September 2021 – 85,172,653 Ordinary shares and 30,708,750 B shares; 31 March 2022 – 85,172,653 Ordinary shares and 30,708,750 B shares).

13. The fair values of the Company's financial assets and liabilities are not materially different from their carrying values in the financial statements.

The Company's financial risk management objectives and policies are consistent with those disclosed in the Company's financial statements for the year ended 31 March 2022.

## 14. Changes in liabilities arising from financing activities

	Six months to 30 September 2022 £'000	Six months to 30 September 2021 £'000	Year to 31 March 2022 £'000
Opening net debt at beginning of period/year	7,500	11,000	11,000
Cash flows:			
Drawdown of RBS/Scotiabank revolving credit facility	7,500	2,000	2,000
Repayment of Scotiabank revolving credit facility	-	-	(5,500)
Repayment of Scotiabank term loan	(7,500)	-	-
Closing net debt at end of period/year	7,500	13,000	7,500

## 15. Going concern

In assessing the going concern basis of accounting, the Directors have had regard to the guidance issued by the Financial Reporting Council and have undertaken a rigorous review of the Company's ability to continue as a going concern and specifically in the context of the COVID-19 pandemic. The Board has, in particular, considered the impact of increased market volatility and the present uncertainties in economic recovery from the COVID-19 pandemic and geopolitical unrest.

The Company's investment objective and policy, which is subject to regular Board monitoring processes, is designed to ensure that the Company is invested mainly in liquid, listed securities. The value of these investments exceeds the Company's liabilities by a significant margin. The Company retains title to all assets held by its custodian, and has agreements relating to its borrowing facilities with which it has complied. Cash is held only with banks approved and regularly reviewed by the Manager.

As part of the going concern review, the Directors noted that a borrowing facility of a £15 million revolving credit facility is committed to the Company until 28 September 2025 and loan covenants are reviewed by the Board on a regular basis.

The Directors believe, having assessed the principal risks and other matters, including the COVID-19 pandemic and in light of the controls and review processes noted and bearing in mind the nature of the Company's business and assets and revenue and expenditure projections, that the Company has adequate resources to continue in operational existence for a period of at least twelve months from the date of approval of the financial statements. Accordingly, they continue to adopt the going concern basis in preparing the financial statements.

## Notes to the Condensed Financial Statements (unaudited) (continued)

### 15. Going concern (continued)

The Company does not have a fixed life. However, in the event that the net asset value total return performance of the Company is less than that of the FTSE All-Share Index over the relevant three year period, in accordance with the Company's articles of association, shareholders will be given the opportunity to vote on whether the Company should continue in existence, by ordinary resolution at the Company's Annual General Meeting ('AGM'). The current three year period for this purpose will run from 1 April 2022 to 31 March 2025. At the AGM held on 20 July 2022, an ordinary resolution that the Company should continue in existence was passed. Also, a special resolution that new articles of association be approved and adopted was passed, which included reducing the performance measurement period from five years to three years, as referenced above.

### 16. Related party transactions

The Directors of the Company are considered a related party. The Directors receive aggregated remuneration for services as Directors and for which there were no outstanding balances at the period end. There have been no transactions with related parties during the first six months of the current financial year that have materially affected the financial position or performance of the Company during the period and there have been no changes in the related party transactions described in the last Annual Report that could do so.

17. The Company's auditor, Deloitte LLP, has not audited or reviewed the Interim Report to 30 September 2022 pursuant to the Auditing Practices Board guidance on 'Review of Interim Financial Information'. These are not full statutory financial statements in terms of Section 434 of the Companies Act 2006 and are unaudited. Statutory financial statements for the year ended 31 March 2022, which received an unqualified audit report and which did not contain a statement under Section 498 of the Companies Act 2006, have been lodged with the Registrar of Companies. The condensed financial statements shown for the year ended 31 March 2022 are an extract from those financial statements. No full statutory financial statements in respect of any period after 31 March 2022 have been reported on by the Company's auditor or delivered to the Registrar of Companies.

## Statement of Principal Risks and Uncertainties

Most of the Company's principal risks and uncertainties that could threaten its objective, strategy, future performance, liquidity and solvency are market related and comparable to those of other investment trusts investing primarily in listed securities.

These risks, and the way in which they are managed, are described under the heading 'Principal Risks and Uncertainties and Viability Statement' within the Strategic Report in the Company's Annual Report for the year ended 31 March 2022.

The Company's principal risks and uncertainties have not changed materially since the date of that report and are not expected to change materially for the remainder of the Company's financial year.

The principal risks identified in the Annual Report were:

- Financial risk. The Company's assets consist mainly of listed equity securities and its principal financial risks are therefore market related and include market risk (comprising currency risk, interest rate risk and other price risk), liquidity risk and credit risk

- Investment and strategic risk
- Regulatory risk
- Operational risk
- Custody risk

These include risks in relation to failures at service providers or loss or sabotage of data through cyber threats or business continuity failure.

The Board has also considered the impact of increased market volatility and the present uncertainties in economic recovery from the COVID-19 pandemic and geopolitical unrest which has impacted the value of investments. In addition, the operational resilience of the Manager and the Company's other third party service providers has been considered. This is included within financial risk and operational risk.

## Statement of Directors' Responsibilities in Respect of the Interim Report

We confirm that to the best of our knowledge:

- the condensed set of financial statements has been prepared in accordance with UK-adopted International Accounting Standard 34 "Interim Financial Reporting" and give a true and fair view of the assets, liabilities, financial position and profit or loss of the Company;
- the Chairman's Statement and the Statement of Principal Risks and Uncertainties (together constituting the Interim Management Report) include a fair review of the information required by the Disclosure Guidance and Transparency Rule ('DTR') 4.2.7R, being an indication of important events that have occurred during the first six months of the financial year and their impact on the condensed set of financial statements;
- the Statement of Principal Risks and Uncertainties is a fair review of the principal risks and uncertainties for the remainder of the financial year; and
- the Chairman's Statement together with the condensed set of financial statements include a fair review of the information required by DTR 4.2.8R, being related party transactions that have taken place in the first six months of the current financial year and that have materially affected the financial position or performance of the Company during that period, and any changes in the related party transactions described in the last Annual Report that could do so.

On behalf of the Board

**Andrew Watkins**  
**Chairman**

2 December 2022

## Alternative Performance Measures ("APMs")

The Company uses the following APMs:

**Discount/Premium** – the share price of an investment company is derived from buyers and sellers trading their shares on the stock market. This price is not identical to the net asset value (NAV) per share of the underlying assets less liabilities of the Company. If the share price is lower than the NAV per share, the shares are trading at a discount. This usually indicates that there are more sellers of shares than buyers. Shares trading at a price above NAV per share are deemed to be at a premium usually indicating there are more buyers of shares than sellers.

		30 September 2022			31 March 2022		
		Ordinary shares	B shares	Units	Ordinary shares	B shares	Units
Net asset value per share	(a)	82.16p	82.16p	328.64p	95.97p	95.97p	383.88p
Share price	(b)	76.50p	81.00p	308.00p	87.00p	88.00p	336.00p
Discount (c=(b-a)/(a))	(c)	-6.9%	-1.4%	-6.3%	-9.3%	-8.3%	-12.5%

**Gearing** – represents the excess amount above shareholders' funds of total investments, expressed as a percentage of the shareholders' funds. If the amount calculated is negative, this is a 'net cash' position and no gearing.

		30 September 2022	31 March 2022
		£'000	£'000
Investments held at fair value through profit or loss	(a)	94,620	111,362
Net assets	(b)	95,129	111,215
(Net cash)/gearing (c=(a/b)-1)%	(c)	-0.5%	0.1%

# Alternative Performance Measures

("APMs") (continued)

**Total return** – the theoretical return to shareholders calculated on a per share basis by adding dividends/capital repayments paid in the period to the increase or decrease in the share price or NAV in the period. The dividends/capital repayments are assumed to have been re-invested in the form of shares or net assets, respectively, on the date on which the shares were quoted ex-dividend.

The effect of reinvesting these dividends/capital repayments on the respective ex-dividend dates and the NAV total returns and share price total returns are shown below.

	30 September 2022		31 March 2022	
	Ordinary shares/ B shares	Units	Ordinary shares/ B shares	Units
NAV per share at start of period/year	95.97p	383.88p	99.25p	397.00p
NAV per share at end of period/year	82.16p	328.64p	95.97p	383.88p
Change in the period/year	-14.4%	-14.4%	-3.3%	-3.3%
Impact of dividend/capital repayment reinvestment <sup>†</sup>	+2.6%	+2.6%	+5.2%	+5.2%
NAV total return for the period/year	-11.8%	-11.8%	+1.9%	+1.9%

<sup>†</sup> During the six months to 30 September 2022 dividends/capital repayments totalling 2.87p (Ordinary shares/B shares) and 11.48p (units) went ex-dividend. During the year to 31 March 2022 the equivalent figures were 5.33p (Ordinary shares/B shares) and 21.32p (units).

	30 September 2022			31 March 2022		
	Ordinary shares	B shares	Units	Ordinary shares	B shares	Units
Share price per share at start of period/year	87.0p	88.0p	336.0p	91.5p	91.5p	365.0p
Share price per share at end of period/year	76.5p	81.0p	308.0p	87.0p	88.0p	336.0p
Change in the period/year	-12.1%	-8.0%	-8.3%	-4.9%	-3.8%	-7.9%
Impact of dividend/capital repayment reinvestment <sup>†</sup>	+3.0%	+3.0%	+3.1%	+5.5%	+5.4%	+5.3%
Share price total return for the period/year	-9.1%	-5.0%	-5.2%	+0.6%	+1.6%	-2.6%

<sup>†</sup> During the six months to 30 September 2022 dividends/capital repayments totalling 2.87p (Ordinary shares/B shares) and 11.48p (units) went ex-dividend. During the year to 31 March 2022 the equivalent figures were 5.33p (Ordinary shares/B shares) and 21.32p (units).

**Yield** – The total annual dividend/capital repayment expressed as a percentage of the period end share price.

		30 September 2022*			31 March 2022		
		Ordinary shares	B shares	Units	Ordinary shares	B shares	Units
Annual dividend/capital repayment	(a)	5.45p	5.45p	21.80p	5.45p	5.45p	21.80p
Share price	(b)	76.5p	81.0p	308.00p	87.00p	88.00p	336.00p
Yield = (c=a/b)	(c)	7.1%	6.7%	7.1%	6.3%	6.2%	6.5%

\* Based on expected minimum annual dividend/capital repayment of 5.45p per share in respect of the year ending 31 March 2023.

## Shareholder Information

### Dividends and capital repayments

Dividends on Ordinary shares and capital repayments on B shares are paid quarterly in August, November, February and May each year. Shareholders who wish to have distributions paid directly into a bank account rather than by cheque to their registered address can complete a mandate form for the purpose. Mandates may be obtained from Equiniti Limited (see back cover page for contact details) on request. Where distributions are paid directly into shareholders' bank accounts, dividend and capital repayment tax vouchers are sent directly to shareholders' registered addresses.

### Share Prices and Daily Net Asset Value

The Company's securities are listed on the London Stock Exchange. Prices are given daily in the Financial Times and other newspapers. The net asset value of the Company's shares can be obtained by contacting CT Investor Services on 0345 600 3030.

### Change of Address

Communications with shareholders are mailed to the address held on the share register. In the event of a change of address or other amendment this should be notified to Equiniti Limited, under the signature of the registered holder.

### Financial Calendar 2022/23

<b>4 November 2022</b>	Second quarter's distribution paid (XD Date 6 October 2022)
<b>3 February 2023</b>	Third quarter's distribution paid (XD Date 5 January 2023)
<b>5 May 2023</b>	Fourth quarter's distribution paid (XD Date 6 April 2023)
<b>May 2023</b>	Announcement of Annual Results and Posting of Annual Report
<b>July 2023</b>	Annual General Meeting

### Warning to shareholders – Beware of Share Fraud

Fraudsters use persuasive and high-pressure tactics to lure investors into scams. They may offer to sell to you shares that turn out to be worthless or non-existent, or to buy your shares at an inflated price in return for an upfront payment following which the proceeds are never received.

If you receive unsolicited investment advice or requests:

- Check the Financial Services Register from [www.fca.org.uk](http://www.fca.org.uk) to see if the person or firm contacting you is authorised by the Financial Conduct Authority ("FCA")
- Call the FCA on **0800 111 6768** if the firm does not have contact details on the Register or you are told they are out of date
- Search the list of unauthorised firms to avoid at [fca.org.uk/scams](http://fca.org.uk/scams)
- Consider that if you buy or sell shares from an unauthorised firm you will not have access to the Financial Ombudsman Service or Financial Services Compensation Scheme
- Think about getting independent financial and professional advice

If you are approached by fraudsters please tell the FCA by using the share fraud reporting form at [fca.org.uk/scams](http://fca.org.uk/scams) where you can find out more about investment scams. You can also call the FCA Consumer Helpline on **0800 111 6768**. If you have already paid money to share fraudsters you should contact Action Fraud on **0300 123 2040**.

## How to Invest

One of the most convenient ways to invest in CT UK High Income Trust is through one of the savings plans run by Columbia Threadneedle Investments.

### CT Individual Savings Account (ISA)

You can use your ISA allowance to make an annual tax efficient investment of up to £20,000 for the current tax year with a lump sum from £100 or regular savings from £25 a month. You can also transfer any existing ISAs to us whilst maintaining the tax benefits.

### CT Junior Individual Savings Account (JISA)\*

A tax efficient way to invest up to £9,000 per tax year for a child. Contributions start from £100 lump sum or £25 a month. JISAs or CTFs with other providers can be transferred to Columbia Threadneedle Investments.

### CT Lifetime Individual Savings Account (LISA)

For those aged 18-39, a LISA could help towards purchasing your first home or retirement in later life. Invest up to £4,000 for the current tax year and receive a 25% Government bonus up to £1,000 per year. Invest with a lump sum from £100 or regular savings from £25 a month.

### CT Child Trust Fund (CTF)\*

If your child already has a CTF, you can invest up to £9,000 per birthday year, from £100 lump sum or £25 a month. CTFs with other providers can be transferred to Columbia Threadneedle Investments.

### CT General Investment Account (GIA)

This is a flexible way to invest in our range of Investment Trusts. There are no maximum contributions, and investments can be made from £100 lump sum or £25 a month.

### CT Junior Investment Account (JIA)

This is a flexible way to save for a child in our range of Investment Trusts. There are no maximum contributions, and the plan can easily be set up under bare trust (where the child is noted as the beneficial owner) or kept in your name if you wish to retain control over the investment. Investments can be made from a £100 lump sum or £25 a month per account. You can also make additional lump sum top-ups at any time from £100 per account.

\*The CTF and JISA accounts are opened by parents in the child's name and they have access to the money at age 18.

### Charges

Annual management charges and other charges apply according to the type of plan.

### Annual account charge

**ISA/LISA:** £60+VAT

**GIA:** £40+VAT

**JISA/JIA/CTF:** £25+VAT

You can pay the annual charge from your account, or by direct debit (in addition to any annual subscription limits).

### Dealing charges

£12 per fund (reduced to £0 for deals placed through the online Columbia Threadneedle Investor Portal) for ISA/GIA/LISA/JIA and JISA. There are no dealing charges on a CTF.

Dealing charges apply when shares are bought or sold but not on the reinvestment of dividends or the investment of monthly direct debits. Government stamp duty of 0.5% also applies on the purchase of shares (where applicable).

**The value of investments can go down as well as up and you may not get back your original investment. Tax benefits depend on your individual circumstances and tax allowances and rules may change. Please ensure you have read the full Terms and Conditions, Privacy Policy and relevant Key Features documents before investing.** For regulatory purposes, please ensure you have read the Pre-sales Cost & Charges disclosure related to the product you are applying for, and the relevant Key Information Documents (KIDs) for the investment trusts in which you want to invest. These can be found at [ctinvest.co.uk/documents](http://ctinvest.co.uk/documents).



## How to Invest (continued)

### How to Invest

To open a new Columbia Threadneedle Investments plan, apply online at [ctinvest.co.uk](https://ctinvest.co.uk). Online applications are not available if you are transferring an existing plan with another provider to Columbia Threadneedle Investments, or if you are applying for a new plan in more than one name but paper applications are available at [ctinvest.co.uk/documents](https://ctinvest.co.uk/documents) or by contacting Columbia Threadneedle Investments.

### New Customers

Call: **0800 136 420\*\***  
(8.30am – 5.30pm, weekdays)

Email: [invest@columbiathreadneedle.com](mailto:invest@columbiathreadneedle.com)

\*\*Calls may be recorded or monitored for training and quality purposes.

### Existing Plan Holders

Call: **0345 600 3030\*\***  
(9.00am – 5.00pm, weekdays)

Email: [investor.enquiries@columbiathreadneedle.com](mailto:investor.enquiries@columbiathreadneedle.com)

By post: Columbia Threadneedle Management Limited,  
PO Box 11114, Chelmsford, CM99 2DG

You can also invest in the trust through online dealing platforms for private investors that offer share dealing and ISAs. Companies include: **Barclays Stockbrokers, EQi, Halifax, Hargreaves Lansdown, HSBC, Interactive Investor, Lloyds Bank, The Share Centre**

## Corporate Information

### Directors

A K Watkins (Chairman)<sup>(1)</sup>  
H M Galbraith (nee Driver)<sup>(2)</sup>  
S J Mitchell<sup>(3)</sup>  
A W Pottinger (appointed 24 November 2022)

### Alternative Investment Fund Manager ('AIFM'), Investment Manager and Company Secretary

Columbia Threadneedle Investment Business Limited  
6th Floor, Quatermile 4,  
7a Nightingale Way,  
Edinburgh EH3 9EG

### Broker

Panmure Gordon (UK) Limited  
One New Change  
London EC4M 9AF

### Auditor

Deloitte LLP  
110 Queen Street  
Glasgow G1 3BX

### Depository

JPMorgan Europe Limited  
25 Bank Street  
Canary Wharf  
London E14 5JP

### Principal Bankers and Custodian

JPMorgan Chase Bank  
25 Bank Street  
Canary Wharf  
London E14 5JP

### Bankers

The Royal Bank of Scotland International Limited  
440 Strand  
London WC2R 0QS

### Solicitors

Dickson Minto W.S.  
16 Charlotte Square  
Edinburgh EH2 4DF

### Company Number

SC314671

### Website

[ctukhighincome.co.uk](https://ctukhighincome.co.uk)

To find out more, visit [ctinvest.co.uk](https://ctinvest.co.uk)

**0345 600 3030**, 9.00am – 5.00pm, weekdays, calls may be recorded or monitored for training and quality purposes.

© 2022 Columbia Threadneedle Investments. Columbia Threadneedle Investments is the global brand name of the Columbia and Threadneedle group of companies. Financial promotions are issued for marketing and information purposes by Columbia Threadneedle Management Limited, authorised and regulated in the UK by the Financial Conduct Authority. 195600 (06/22) UK



<sup>(1)</sup> Chairman of the Nomination Committee

<sup>(2)</sup> Chairman of the Audit Committee


<sup>(3)</sup> Chairman of the Engagement and Remuneration Committee and Senior Independent Director


# CT UK High Income Trust PLC

## Interim Report 2022

### Contact us


#### Registered office:


 6th Floor, Quatermile 4,  
7a Nightingale Way,  
Edinburgh EH3 9EG

 Tel: 0207 628 8000

 [ctukhighincome.co.uk](http://ctukhighincome.co.uk)

#### Registrars:

 Equiniti  
Aspect House  
Spencer Road  
Lancing  
West Sussex BN99 6DA

 Registrars' Shareholder Helpline: +44 (0) 371 384 2470\*  
Registrars' Broker Helpline: 0906 559 6025†

 [shareview.co.uk](http://shareview.co.uk)

\* Lines open 8.30 am to 5.30 pm, Monday to Friday, excluding public holidays in England and Wales.

† Calls to this number are charged at £1 per minute from a BT landline. Other telephony providers' costs may vary.  
Lines open 8.30 am to 5.30 pm, Monday to Friday, excluding public holidays in England and Wales.

To find out more visit [columbiathreadneedle.com](http://columbiathreadneedle.com)

